



PINNACLE — ANALYTICS —

Potency Results

Sample Name: 13-BBG-23
Client: Great Harvest Logistics LLC
Client Batch ID:

Pinnacle-Analytics.com
3549 Lear Way, Suite 101
Medford OR 97504
P:(541)300-8217

Sample ID: rC-H-372-D2168

Matrix: Flower

Prep Analyst: Jeff A.

Analysis Method: 0630322+1 H4 4-21-2022 #1.lcm

Sampling Method: N/A

Reference Method: JCB 2009: HPLC/DAD

Analysis Batch: 12-6-2023 H4 101, 185, 205, 372, 390, 415 Flower

Date Sampled: 12/5/2023

Date Reported: 12/15/2023

Client License: AG-R1065116-IHH

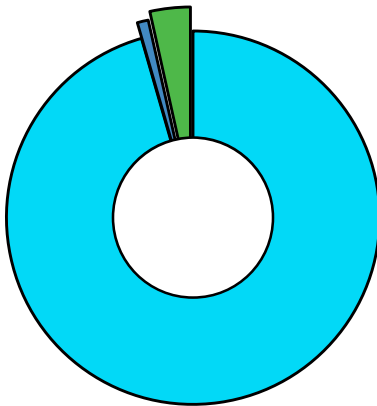
For R&D Purposes Only

Total THC (THCA*0.877+d9-THC)	0.5%
Total CBD (CBDA*0.877+CBD)	13.9%
Moisture Content	13.2%
Water Activity	0.407

Cannabinoid	% Weight	mg/g
CBDVA	<LOQ	<LOQ
CBDV	<LOQ	<LOQ
CBDA*	15.6	156.0
CBGA	<LOQ	<LOQ
CBG	<LOQ	<LOQ
CBD*	0.158	1.58
THCV	<LOQ	<LOQ
CBN	<LOQ	<LOQ
d9-THC*	<LOQ	<LOQ
d8-THC*	<LOQ	<LOQ
CBC	<LOQ	<LOQ
THCA*	0.571	5.71
Total Cannabinoids	16.33	163.0

*ORELAP Accredited Analyte

Limit Of Quantitation: 0.1%, analyte not measured



- CBDA*
- CBD*
- THCA*



These test results may not be altered or reproduced except in full without the permission of Pinnacle Analytics. These results were generated following the Oregon Administrative Rules and in accordance with the NELAP Institute under ORELAP License #4152
Report generated by Routine_Potency_Rev13_8-1-2023

Kris Ford, PhD
Lab Director



PINNACLE — ANALYTICS —

Quality Control Results

Analyst: Jeff A.

Pinnacle-Analytics.com
3549 Lear Way, Suite 101
Medford OR 97504

Analysis Batch: 12-6-2023 H4 101, 185, 205, 372, 390, 415 Flower P:(541)300-8217

	Duplicate RPD		LCS % Recovery		Method Blank	
	H-0-D2119-b	Limit	C-FL-120623	Limits	C-FB-120623	Limit
CBDA	9.91%	10%	97.9%	90-110%	<LOQ/2	LOQ/2
CBD	8.86%	30%	102.0%	90-110%	<LOQ/2	LOQ/2
d9-THC	<LOQ%	30%	102.0%	90-110%	<LOQ/2	LOQ/2
d8-THC	<LOQ%	30%	103.0%	90-110%	<LOQ/2	LOQ/2
THCA	7.56%	10%	92.9%	90-110%	<LOQ/2	LOQ/2

RPD: Relative Percent Difference between unknown sample and its duplicate

LCS: Laboratory Control Sample with known concentration

Case Comments: There were no divergences from ordinary Quality Control procedures or SOPs.



These test results may not be altered or reproduced except in full without the permission of Pinnacle Analytics. These results were generated following the Oregon Administrative Rules and in accordance with the NELAP Institute under ORELAP License #4152
Report generated by Routine_Potency_Rev13_8-1-2023

Kris Ford, PhD
Lab Director

PREE Laboratories - South
545 SW 2nd St, #202, Corvallis, OR 97333
541-257-5002 / OLCC 010-10087092BDA / www.PREElab.com

FOR INFORMATIONAL USE ONLY - NOT FOR REGULATORY PURPOSES

13-BBG-23 D2168

Pinnacle Analytics

010-101599328A3

Sample ID: C231789-13 METRC Batch #:

Matrix: Hemp

Date Sampled: NA

Date Accepted: 12/07/23

Batch ID:

Batch Size:

Sampling Method/SOP: Client

Terpene Analysis

Date/Time Extracted: 12/12/23 09:13

Analysis Method/SOP: SOP.T.40.092

Date/Time Analyzed: 12/13/23 02:39

Sample extracted and analyzed at PREE Lab - North

Analyte	LOQ (mg/g)	Mass (mg/g)	Mass (%)	Analyte	LOQ (mg/g)	Mass (mg/g)	Mass (%)
alpha-Pinene	0.100	0.448	0.0448	beta-Pinene	0.100	0.139	0.0139
Camphene	0.100	< LOQ	< LOQ	Sabinene	0.100	< LOQ	< LOQ
Sabinene hydrate	0.100	< LOQ	< LOQ	beta-Myrcene	0.100	0.281	0.0281
p-Mentha-1,5-diene	0.100	< LOQ	< LOQ	(+)-3-Carene	0.100	< LOQ	< LOQ
alpha-Terpinene	0.100	< LOQ	< LOQ	gamma-Terpinene	0.100	< LOQ	< LOQ
Limonene	0.100	0.167	0.0167	Eucalyptol	0.100	< LOQ	< LOQ
Guaiol	0.100	< LOQ	< LOQ	Terpinolene	0.100	< LOQ	< LOQ
Linalool	0.100	0.155	0.0155	Camphor	0.100	< LOQ	< LOQ
(+)-Camphor	0.100	< LOQ	< LOQ	(-)-Camphor	0.100	< LOQ	< LOQ
Isopulegol	0.100	< LOQ	< LOQ	Isoborneol	0.100	< LOQ	< LOQ
Borneol	0.100	0.113	0.0113	Hexahydrothymol	0.100	< LOQ	< LOQ
Geraniol	0.100	< LOQ	< LOQ	(+)-Pulegone	0.100	< LOQ	< LOQ
Nerol	0.100	< LOQ	< LOQ	cis-Nerolidol	0.100	< LOQ	< LOQ
trans-Nerolidol	0.100	< LOQ	< LOQ	Geranyl acetate	0.100	< LOQ	< LOQ
alpha-Cedrene	0.100	< LOQ	< LOQ	trans-Caryophyllene	0.100	0.600	0.06
Caryophyllene Oxide	0.100	0.163	0.0163	alpha-Humulene	0.100	0.300	0.03
Valencene	0.100	< LOQ	< LOQ	alpha-Farnesene	0.100	< LOQ	< LOQ
beta-Farnesene	0.100	< LOQ	< LOQ	Cedrol	0.100	< LOQ	< LOQ
alpha-Bisabolol	0.100	0.306	0.0306	Fenchone	0.100	< LOQ	< LOQ
Fenchyl Alcohol	0.100	< LOQ	< LOQ	trans, beta- Ocimene	0.100	< LOQ	< LOQ
beta, cis- Ocimene	0.100	< LOQ	< LOQ	Terpineol	0.100	0.110	0.011
Total (Sum):						2.78	0.28

Analysis performed on GCMS with confirmation ion identification. Terpene analysis is not ORELAP accredited. Results reported as dry weight. LOQ = Limit of Quantitation.



Carson Newkirk
Laboratory Manager - 12/14/2023

PREE Laboratories - South
545 SW 2nd St, #202, Corvallis, OR 97333
541-257-5002 / OLCC 010-10087092BDA / www.PREElab.com

13-BBG-23 D2168

Pinnacle Analytics

010-101599328A3

Sample ID: C231789-13

METRC Batch Package #:

Matrix: Hemp

Date Sampled: 12/07/23 16:15

Date Accepted: 12/07/23 16:15

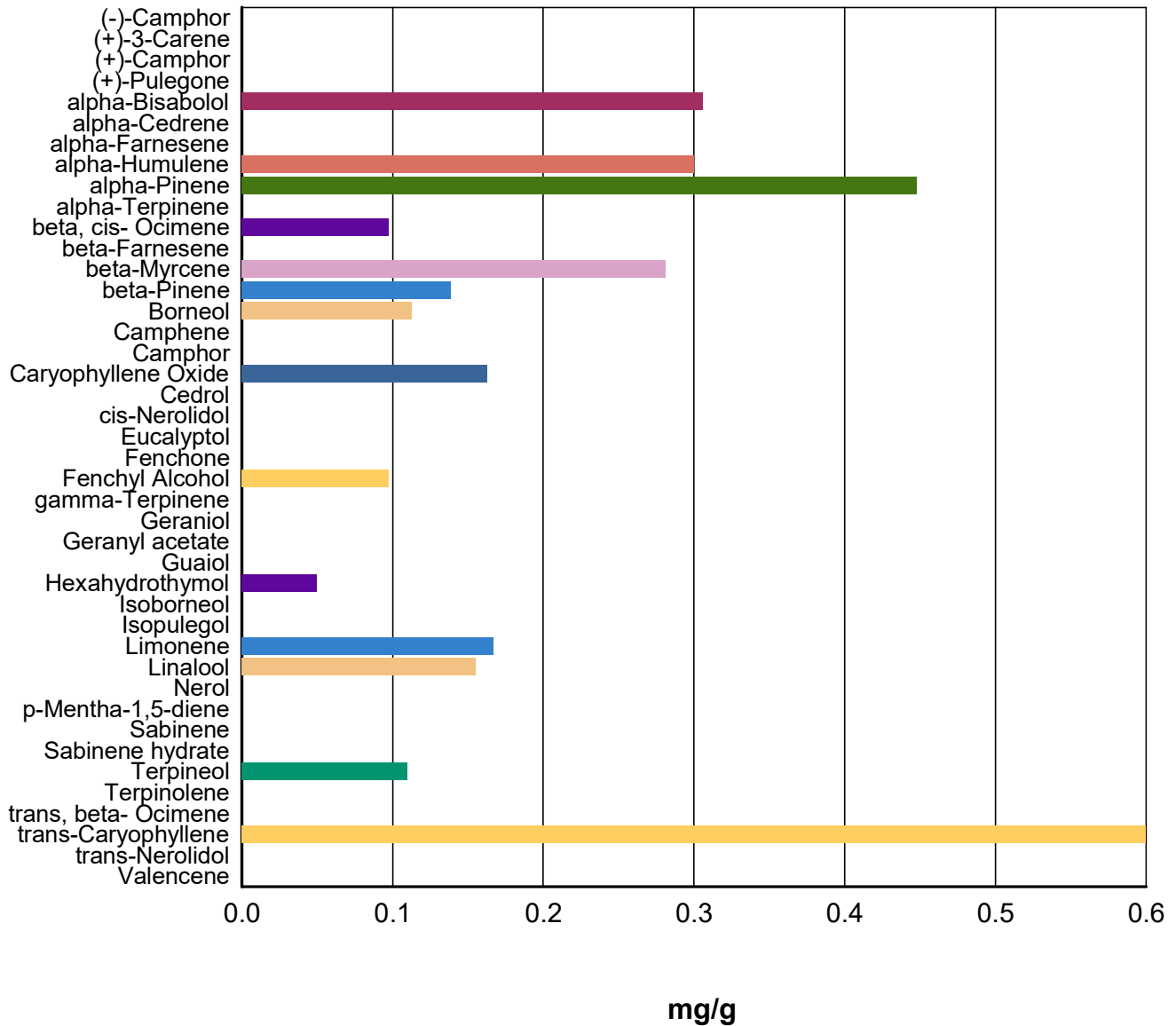
Results Valid Until: 12/06/24

Batch ID:

Batch Size:

Sampling Method/SOP: SOP.T.20.010

Terpene Profile



Carson Newkirk
Laboratory Manager - 12/14/2023

PREE Laboratories - South
545 SW 2nd St, #202, Corvallis, OR 97333
541-257-5002 / OLCC 010-10087092BDA / www.PREElab.com

Notes and Definitions

Item	Definition
HIGH BIAS	High analyte recovery, yet no detection of that analyte in samples.



Carson Newkirk
Laboratory Manager - 12/14/2023

PREE Laboratories - South
545 SW 2nd St, #202, Corvallis, OR 97333
541-257-5002 / OLCC 010-10087092BDA / www.PREElab.com

FOR INFORMATIONAL USE ONLY - NOT FOR REGULATORY PURPOSES

Pest/Myco/HM/Mirco Comp- D2164-216

Pinnacle Analytics

010-101599328A3

Sample ID: C231789-14

METRC Batch #:

Matrix: Hemp

Date Accepted: 12/07/23

Batch ID:

Batch Size:

Sampling Method/SOP: Client

Pesticides

Date/Time Extracted: 12/11/23 15:11

Date/Time Analyzed: 12/12/2023 8:30:57PM

Analysis Method/SOP: LSOP #307

Sample extracted and analyzed at PREE Lab - South

Analyte	LOQ	Action Level	Result	Units	Type
Acephate	0.200	0.4	< LOQ	ppm	Organophosphate insecticide
Acequinocyl	0.500	2	< LOQ	ppm	
Acetamiprid	0.100	0.2	< LOQ	ppm	Neonicotinoid insecticide
Aldicarb	0.200	0.4	< LOQ	ppm	Carbamate insecticide
Avermectin B1	0.200	0.5	< LOQ	ppm	
Azoxystrobin	0.100	0.2	< LOQ	ppm	
Bifenazate	0.100	0.2	< LOQ	ppm	Unclassified insecticide
Bifenthrin	0.100	0.2	< LOQ	ppm	
Boscalid	0.200	0.4	< LOQ	ppm	Anilide fungicide
Carbaryl	0.100	0.2	< LOQ	ppm	Carbamate insecticide
Carbofuran	0.100	0.2	< LOQ	ppm	Carbamate insecticide
Chlorantraniliprole	0.100	0.2	< LOQ	ppm	Anthranilic diamide insecticide
Chlorfenapyr	0.500	1	< LOQ	ppm	Pyrazole insecticide
Chlorpyrifos	0.100	0.2	< LOQ	ppm	Organophosphate insecticide
Clofentezine	0.100	0.2	< LOQ	ppm	
Cyfluthrin	0.500	1	< LOQ	ppm	
Cypermethrin	0.500	1	< LOQ	ppm	
Daminozide	0.500	1	< LOQ	ppm	
DDVP (Dichlorvos)	0.500	1	< LOQ	ppm	
Diazinon	0.100	0.2	< LOQ	ppm	Organophosphate insecticide
Dimethoate	0.100	0.2	< LOQ	ppm	
Ethoprophos	0.100	0.2	< LOQ	ppm	
Etofenprox	0.200	0.4	< LOQ	ppm	
Etoxazole	0.100	0.2	< LOQ	ppm	Unclassified miticide
Fenoxycarb	0.100	0.2	< LOQ	ppm	
Fenpyroximate	0.200	0.4	< LOQ	ppm	
Fipronil	0.200	0.4	< LOQ	ppm	Pyrazole insecticide
Flonicamid	0.500	1	< LOQ	ppm	Pyridinecarboxamide insecticide
Fludioxonil	0.200	0.4	< LOQ	ppm	non-systemic fungicide
Hexythiazox	0.500	1	< LOQ	ppm	
Imazalil	0.100	0.2	< LOQ	ppm	Azole fungicide
Imidacloprid	0.200	0.4	< LOQ	ppm	Neonicotinoid insecticide
Kresoxim-methyl	0.200	0.4	< LOQ	ppm	
Malathion	0.100	0.2	< LOQ	ppm	
Metalaxyl	0.100	0.2	< LOQ	ppm	
Methiocarb	0.100	0.2	< LOQ	ppm	Carbamate insecticide
Methomyl	0.200	0.4	< LOQ	ppm	Carbamate insecticide



Carson Newkirk
Laboratory Manager - 12/14/2023

PREE Laboratories - South
545 SW 2nd St, #202, Corvallis, OR 97333
541-257-5002 / OLCC 010-10087092BDA / www.PREElab.com

FOR INFORMATIONAL USE ONLY - NOT FOR REGULATORY PURPOSES

Pest/Myco/HM/Mirco Comp- D2164-216

Pinnacle Analytics

010-101599328A3

Sample ID: C231789-14

METRC Batch #:

Matrix: Hemp

Date Accepted: 12/07/23

Batch ID:

Batch Size:

Sampling Method/SOP: Client

Pesticides

Date/Time Extracted: 12/11/23 15:11

Date/Time Analyzed: 12/12/2023 8:30:57PM

Analysis Method/SOP: LSOP #307

Sample extracted and analyzed at PREE Lab - South

Analyte	LOQ	Action Level	Result	Units	Type
Methyl parathion	0.100	0.2	< LOQ	ppm	
MGK I	0.100	0.2	< LOQ	ppm	
MGK II	0.100	0.2	< LOQ	ppm	
MGK-264 (Both)	0.100	0.2	< LOQ	ppm	
Myclobutanil	0.100	0.2	< LOQ	ppm	Azole fungicide
Naled	0.200	0.5	< LOQ	ppm	
Oxamyl	0.500	1	< LOQ	ppm	Carbamate insecticide
Paclobutrazol	0.200	0.4	< LOQ	ppm	Azole plant growth regulator
Permethrins (Both)	0.100	0.2	< LOQ	ppm	
Permethrins Cis	0.100	0.2	< LOQ	ppm	
Permethrins Trans	0.100	0.2	< LOQ	ppm	
Phosmet	0.100	0.2	< LOQ	ppm	Organophosphate insecticide
Piperonyl butoxide	0.500	2	< LOQ	ppm	
Prallethrin	0.100	0.2	< LOQ	ppm	
Propiconazole	0.200	0.4	< LOQ	ppm	
Propoxur	0.100	0.2	< LOQ	ppm	Carbamate insecticide
Pyrethrins (All 3)	0.500	1	< LOQ	ppm	
Pyrethrins Cinerin	0.500	1	< LOQ	ppm	
Pyrethrins Jasmolin	0.500	1	< LOQ	ppm	
Pyrethrins Pyrethrin	0.500	1	< LOQ	ppm	
Pyridaben	0.100	0.2	< LOQ	ppm	Unclassified insecticide
Spinosad (Both)	0.100	0.2	< LOQ	ppm	
Spinosyn A	0.100	0.2	< LOQ	ppm	
Spinosyn D	0.100	0.2	< LOQ	ppm	
Spiromesifen	0.100	0.2	< LOQ	ppm	Keto-enol insecticide
Spirotetramat	0.100	0.2	< LOQ	ppm	Keto-enol insecticide
Spiroxamine	0.200	0.4	< LOQ	ppm	Unclassified fungicide
Tebuconazole	0.200	0.4	< LOQ	ppm	
Thiacloprid	0.100	0.2	< LOQ	ppm	
Thiamethoxam	0.100	0.2	< LOQ	ppm	Neonicotinoid insectide
Trifloxystrobin	0.100	0.2	< LOQ	ppm	Strobin fungicide

Results above the action level fail Oregon state testing requirements and will be highlighted **RED**.

LOQ= Limit of Quantitation; PPM= Parts per million; ND= Not detected; NT= Not tested; AC= Above calibration range. PASS/FAIL status based on OAR 333-007.



Carson Newkirk
Laboratory Manager - 12/14/2023

PREE Laboratories - South
545 SW 2nd St, #202, Corvallis, OR 97333
541-257-5002 / OLCC 010-10087092BDA / www.PREElab.com

FOR INFORMATIONAL USE ONLY - NOT FOR REGULATORY PURPOSES

Pest/Myco/HM/Mirco Comp- D2164-216 Date Sampled: NA
Pinnacle Analytics Date Accepted: 12/07/23
010-101599328A3 Batch ID:
Sample ID: C231789-14 METRC Batch #: Batch Size:
Matrix: Hemp Sampling Method/SOP: Client

Microbial Analysis

Date/Time Extracted: 12/11/23 15:04 Date/Time Analyzed: 12/13/2023 2:31:26PM
 Analysis Method/SOP: LSOP #310 Sample extracted and analyzed at PREE Lab - South

Analyte	Result	Units	Pass/Fail
Salmonella spp.	Absent	/g	PASS
STEC E. coli	Absent	/g	PASS

Analytical instrumentation: Thomas Scientific Applied Biosystem qPCR located at PREE Lab - South



Carson Newkirk
Laboratory Manager - 12/14/2023

PREE Laboratories - South
545 SW 2nd St, #202, Corvallis, OR 97333
541-257-5002 / OLCC 010-10087092BDA / www.PREElab.com
FOR INFORMATIONAL USE ONLY - NOT FOR REGULATORY PURPOSES


Pest/Myco/HM/Mirco Comp- D2164-216 Date Sampled: NA
Pinnacle Analytics Date Accepted: 12/07/23
010-101599328A3 Batch ID:
Sample ID: C231789-14 METRC Batch #: Batch Size:
Matrix: Hemp Sampling Method/SOP: Client

Heavy Metals Analysis

Date Extracted: 12/11/23 Date Analyzed: 12/12/23 Analysis Method/SOP: LSOP #309
 Sample extracted and analyzed at PREE Lab - South

Analyte	LOQ (ug/g)	Action Level (ug/g)	Result (ug/g)
Mercury	0.040	0.1	ND
Lead	0.160	0.5	ND
Cadmium	0.080	0.2	ND
Arsenic	0.080	0.2	ND

LOQ= Limit of Quantitation; ND= Not Detected;
 The reported result is based on sample weight for this sample;
 Analytical instrumentation: Agilent 7850 ICP-MS located at PREE Lab - South

 Carson Newkirk
 Laboratory Manager - 12/14/2023

PREE Laboratories - South
545 SW 2nd St, #202, Corvallis, OR 97333
541-257-5002 / OLCC 010-10087092BDA / www.PREElab.com

FOR INFORMATIONAL USE ONLY - NOT FOR REGULATORY PURPOSES

Pest/Myco/HM/Mirco Comp- D2164-216		Date Sampled: NA
Pinnacle Analytics		Date Accepted: 12/07/23
010-101599328A3		Batch ID:
Sample ID: C231789-14	METRC Batch #:	Batch Size:
Matrix: Hemp		Sampling Method/SOP: Client

Mycotoxins

Date Extracted: 12/12/23

Date Analyzed: 12/13/23

Analysis Method/SOP: LSOP #308

Sample extracted and analyzed at PREE Lab - South

Analyte	LOQ (ug/g)	Action Level	Result (ug/g)
Total Aflatoxins	0.0100	0.02	ND
Ochratoxin A	0.0100	0.02	ND
Aflatoxin G2	0.0100	0.02	ND
Aflatoxin G1	0.0100	0.02	ND
Aflatoxin B2	0.0100	0.02	ND
Aflatoxin B1	0.0100	0.02	ND

LOQ= Limit of Quantitation; ND= Not Detected;
The reported result is based on sample weight for this sample;
Analytical instrumentation: Sciex Triple Quad 6500



Carson Newkirk
Laboratory Manager - 12/14/2023

PREE Laboratories - South
545 SW 2nd St, #202, Corvallis, OR 97333
541-257-5002 / OLCC 010-10087092BDA / www.PREElab.com

Quality Control

Batch: C23L041 - LSOP #309 Heavy Metal Quantification

Blank(C23L041-BLK1)			Extracted: 12/11/23 10:38			Analyzed: 12/12/23 12:16			
Analyte	Result	LOQ	Recovery Limits	Notes	Analyte	Result	LOQ	Recovery Limits	Notes
Arsenic	< LOQ	0.080 (ug/g)	< LOQ		Lead	< LOQ	0.160 (ug/g)	< LOQ	
Mercury	< LOQ	0.040 (ug/g)	< LOQ		Cadmium	< LOQ	0.080 (ug/g)	< LOQ	

LCS(C23L041-BS1)			Extracted: 12/11/23 10:38			Analyzed: 12/12/23 12:20			
Analyte	% Recovery	LOQ	Recovery Limits	Notes	Analyte	% Recovery	LOQ	Recovery Limits	Notes
Arsenic	96.4	0.080 (ug/g)	80-115		Lead	100	0.160 (ug/g)	80-115	
Mercury	80.8	0.040 (ug/g)	80-115		Cadmium	88.6	0.080 (ug/g)	80-115	

LCS Dup(C23L041-BSD1)			Extracted: 12/11/23 10:38			Analyzed: 12/12/23 13:55			
Analyte	% Recovery	LOQ	Recovery Limits	Notes	Analyte	% Recovery	LOQ	Recovery Limits	Notes
Arsenic	92.7	0.080 (ug/g)	80-115		Lead	97.0	0.160 (ug/g)	80-115	
Mercury	81.3	0.040 (ug/g)	80-115		Cadmium	87.9	0.080 (ug/g)	80-115	

Batch: C23L047 - LSOP #310 Microbial Analysis

Blank(C23L047-BLK1)			Extracted: 12/11/23 15:04			Analyzed: 12/13/23 14:31			
Analyte	Result	LOQ	Recovery Limits	Notes	Analyte	Result	LOQ	Recovery Limits	Notes
STEC E. coli	Absent	0.500 (/g)	< LOQ		Salmonella spp.	Absent	0.500 (/g)	< LOQ	

Reference(C23L047-SRM1)			Extracted: 12/11/23 15:04			Analyzed: 12/13/23 14:31			
Analyte	Result	LOQ	Recovery Limits	Notes	Analyte	Result	LOQ	Recovery Limits	Notes
STEC E. coli	Present	(/g)	100-100		Salmonella spp.	Present	(/g)	100-100	

Batch: C23L048 - LSOP #307 Pesticide Quantification by LCMS

Blank(C23L048-BLK1)			Extracted: 12/11/23 15:11			Analyzed: 12/12/23 19:31			
Analyte	Result	LOQ	Recovery Limits	Notes	Analyte	Result	LOQ	Recovery Limits	Notes
Acephate	< LOQ	0.200 (ppm)	< LOQ		Acequinocyl	< LOQ	0.500 (ppm)	< LOQ	
Acetamiprid	< LOQ	0.100 (ppm)	< LOQ		Aldicarb	< LOQ	0.200 (ppm)	< LOQ	
Avermectin B1	< LOQ	0.200 (ppm)	< LOQ		Azoxystrobin	< LOQ	0.100 (ppm)	< LOQ	
Bifenazate	< LOQ	0.100 (ppm)	< LOQ		Bifenthrin	< LOQ	0.100 (ppm)	< LOQ	
Boscalid	< LOQ	0.200 (ppm)	< LOQ		Carbaryl	< LOQ	0.100 (ppm)	< LOQ	
Carbofuran	< LOQ	0.100 (ppm)	< LOQ		Chlorantraniliprole	< LOQ	0.100 (ppm)	< LOQ	
Chlorfenapyr	< LOQ	0.500 (ppm)	< LOQ		Chlorpyrifos	< LOQ	0.100 (ppm)	< LOQ	
Clofentezine	< LOQ	0.100 (ppm)	< LOQ		Cyfluthrin	< LOQ	0.500 (ppm)	< LOQ	
Cypermethrin	< LOQ	0.500 (ppm)	< LOQ		Daminozide	< LOQ	0.500 (ppm)	< LOQ	
DDVP (Dichlorvos)	< LOQ	0.500 (ppm)	< LOQ		Diazinon	< LOQ	0.100 (ppm)	< LOQ	
Dimethoate	< LOQ	0.100 (ppm)	< LOQ		Ethoprophos	< LOQ	0.100 (ppm)	< LOQ	
Etofenprox	< LOQ	0.200 (ppm)	< LOQ		Etoxazole	< LOQ	0.100 (ppm)	< LOQ	
Fenoxycarb	< LOQ	0.100 (ppm)	< LOQ		Fenpyroximate	< LOQ	0.200 (ppm)	< LOQ	



Carson Newkirk
Laboratory Manager - 12/14/2023

PREE Laboratories - South
545 SW 2nd St, #202, Corvallis, OR 97333
541-257-5002 / OLCC 010-10087092BDA / www.PREElab.com

Quality Control

Batch: C23L048 - LSOP #307 Pesticide Quantification by LCMS (Continued)

Blank(C23L048-BLK1)			Extracted: 12/11/23 15:11		Analyzed: 12/12/23 19:31				
Analyte	Result	LOQ	Recovery Limits	Notes	Analyte	Result	LOQ	Recovery Limits	Notes
Fipronil	< LOQ	0.200 (ppm)	< LOQ		Fonicamid	< LOQ	0.500 (ppm)	< LOQ	
Fludioxonil	< LOQ	0.200 (ppm)	< LOQ		Hexythiazox	< LOQ	0.500 (ppm)	< LOQ	
Imazalil	< LOQ	0.100 (ppm)	< LOQ		Imidacloprid	< LOQ	0.200 (ppm)	< LOQ	
Kresoxim-methyl	< LOQ	0.200 (ppm)	< LOQ		Malathion	< LOQ	0.100 (ppm)	< LOQ	
Metalaxyl	< LOQ	0.100 (ppm)	< LOQ		Methiocarb	< LOQ	0.100 (ppm)	< LOQ	
Methomyl	< LOQ	0.200 (ppm)	< LOQ		Methyl parathion	< LOQ	0.100 (ppm)	< LOQ	
MGK I	< LOQ	0.100 (ppm)	< LOQ		MGK II	< LOQ	0.100 (ppm)	< LOQ	
MGK-264 (Both)	< LOQ	0.100 (ppm)	< LOQ		Myclobutanil	< LOQ	0.100 (ppm)	< LOQ	
Naled	< LOQ	0.200 (ppm)	< LOQ		Oxamyl	< LOQ	0.500 (ppm)	< LOQ	
Paclobutrazol	< LOQ	0.200 (ppm)	< LOQ		Permethrins (Both)	< LOQ	0.100 (ppm)	< LOQ	
Permethrins Cis	< LOQ	0.100 (ppm)	< LOQ		Permethrins Trans	< LOQ	0.100 (ppm)	< LOQ	
Phosmet	< LOQ	0.100 (ppm)	< LOQ		Piperonyl butoxide	< LOQ	0.500 (ppm)	< LOQ	
Prallethrin	< LOQ	0.100 (ppm)	< LOQ		Propiconazole	< LOQ	0.200 (ppm)	< LOQ	
Propoxur	< LOQ	0.100 (ppm)	< LOQ		Pyrethrins (All 3)	< LOQ	0.500 (ppm)	< LOQ	
Pyrethrins Cinerin	< LOQ	0.500 (ppm)	< LOQ		Pyrethrins Jasmolin	< LOQ	0.500 (ppm)	< LOQ	
Pyrethrins Pyrethrin	< LOQ	0.500 (ppm)	< LOQ		Pyridaben	< LOQ	0.100 (ppm)	< LOQ	
Spinosad (Both)	< LOQ	0.100 (ppm)	< LOQ		Spinosyn A	< LOQ	0.100 (ppm)	< LOQ	
Spinosyn D	< LOQ	0.100 (ppm)	< LOQ		Spiromesifen	< LOQ	0.100 (ppm)	< LOQ	
Spirotetramat	< LOQ	0.100 (ppm)	< LOQ		Spiroxamine	< LOQ	0.200 (ppm)	< LOQ	
Tebuconazole	< LOQ	0.200 (ppm)	< LOQ		Thiacloprid	< LOQ	0.100 (ppm)	< LOQ	
Thiamethoxam	< LOQ	0.100 (ppm)	< LOQ		Trifloxystrobin	< LOQ	0.100 (ppm)	< LOQ	

LCS(C23L048-BS1)			Extracted: 12/11/23 15:11		Analyzed: 12/12/23 19:46				
Analyte	% Recovery	LOQ	Recovery Limits	Notes	Analyte	% Recovery	LOQ	Recovery Limits	Notes
Acephate	101	(ppm)	60-120		Acequinocyl	110	(ppm)	40-160	
Acetamiprid	102	(ppm)	60-120		Aldicarb	90.5	(ppm)	60-120	
Avermectin B1	119	(ppm)	50-150		Azoxystrobin	107	(ppm)	60-120	
Bifentazate	97.7	(ppm)	60-120		Bifenthrin	106	(ppm)	50-150	
Boscalid	101	(ppm)	60-120		Carbaryl	105	(ppm)	60-120	
Carbofuran	101	(ppm)	60-120		Chlorantraniliprole	101	(ppm)	60-120	
Chlorfenapyr	99.7	(ppm)	60-120		Chlorpyrifos	99.8	(ppm)	60-120	
Clofentezine	101	(ppm)	60-120		Cyfluthrin	105	(ppm)	50-150	
Cypermethrin	100	(ppm)	50-150		Daminozide	113	(ppm)	60-120	
DDVP (Dichlorvos)	101	(ppm)	60-120		Diazinon	98.8	(ppm)	60-120	
Dimethoate	100	(ppm)	60-120		Ethoprophos	97.8	(ppm)	60-120	
Etofenprox	101	(ppm)	50-150		Etoazole	101	(ppm)	60-120	
Fenoxycarb	102	(ppm)	60-120		Fenpyroximate	97.8	(ppm)	60-120	



Carson Newkirk
Laboratory Manager - 12/14/2023

PREE Laboratories - South
545 SW 2nd St, #202, Corvallis, OR 97333
541-257-5002 / OLCC 010-10087092BDA / www.PREElab.com

Quality Control

Batch: C23L048 - LSOP #307 Pesticide Quantification by LCMS (Continued)

LCS(C23L048-BS1)			Extracted: 12/11/23 15:11			Analyzed: 12/12/23 19:46			
Analyte	% Recovery	LOQ	Recovery Limits	Notes	Analyte	% Recovery	LOQ	Recovery Limits	Notes
Fipronil	100	(ppm)	60-120		Fonicamid	102	(ppm)	60-120	
Fludioxonil	101	(ppm)	50-150		Hexythiazox	99.3	(ppm)	60-120	
Imazalil	99.2	(ppm)	60-120		Imidacloprid	99.8	(ppm)	60-120	
Kresoxim-methyl	102	(ppm)	60-120		Malathion	101	(ppm)	60-120	
Metalaxyl	100	(ppm)	60-120		Methiocarb	98.7	(ppm)	60-120	
Methomyl	103	(ppm)	60-120		Methyl parathion	118	(ppm)	50-150	
MGK I	99.8	(ppm)	50-150		MGK II	105	(ppm)	50-150	
Myclobutanil	98.2	(ppm)	60-120		Naled	103	(ppm)	50-150	
Oxamyl	103	(ppm)	60-120		Paclobutrazol	98.0	(ppm)	60-120	
Permethrins Cis	102	(ppm)	50-150		Permethrins Trans	107	(ppm)	50-150	
Phosmet	101	(ppm)	50-150		Piperonyl butoxide	103	(ppm)	60-120	
Prallethrin	99.0	(ppm)	60-120		Propiconazole	95.0	(ppm)	60-120	
Propoxur	103	(ppm)	60-120		Pyrethrins Cinerin	98.5	(ppm)	60-120	
Pyrethrins Jasmolin	90.5	(ppm)	60-120		Pyrethrins Pyrethrin	103	(ppm)	60-120	
Pyridaben	101	(ppm)	50-150		Spinosyn A	100	(ppm)	50-150	
Spinosyn D	99.0	(ppm)	50-150		Spiromesifen	117	(ppm)	60-120	
Spirotetramat	93.8	(ppm)	60-120		Spiroxamine	104	(ppm)	60-120	
Tebuconazole	103	(ppm)	60-120		Thiacloprid	101	(ppm)	60-120	
Thiamethoxam	100	(ppm)	60-120		Trifloxystrobin	98.7	(ppm)	60-120	

LCS Dup(C23L048-BSD1)			Extracted: 12/11/23 15:11			Analyzed: 12/12/23 21:00			
Analyte	% Recovery	LOQ	Recovery Limits	Notes	Analyte	% Recovery	LOQ	Recovery Limits	Notes
Acephate	97.7	(ppm)	60-120		Acequinocyl	104	(ppm)	40-160	
Acetamiprid	98.7	(ppm)	60-120		Aldicarb	92.5	(ppm)	60-120	
Avermectin B1	93.8	(ppm)	50-150		Azoxystrobin	99.8	(ppm)	60-120	
Bifentazate	110	(ppm)	60-120		Bifenthrin	109	(ppm)	50-150	
Boscalid	106	(ppm)	60-120		Carbaryl	99.5	(ppm)	60-120	
Carbofuran	100	(ppm)	60-120		Chlorantraniliprole	95.0	(ppm)	60-120	
Chlorfenapyr	89.7	(ppm)	60-120		Chlorpyrifos	95.8	(ppm)	60-120	
Clofentezine	99.5	(ppm)	60-120		Cyfluthrin	102	(ppm)	50-150	
Cypermethrin	97.3	(ppm)	50-150		Daminozide	111	(ppm)	60-120	
DDVP (Dichlorvos)	100	(ppm)	60-120		Diazinon	93.8	(ppm)	60-120	
Dimethoate	100	(ppm)	60-120		Ethoprophos	95.8	(ppm)	60-120	
Etofenprox	101	(ppm)	50-150		Etoxazole	101	(ppm)	60-120	
Fenoxycarb	94.2	(ppm)	60-120		Fenpyroximate	98.8	(ppm)	60-120	
Fipronil	96.4	(ppm)	60-120		Fonicamid	99.2	(ppm)	60-120	
Fludioxonil	110	(ppm)	50-150		Hexythiazox	93.4	(ppm)	60-120	



Carson Newkirk
Laboratory Manager - 12/14/2023

PREE Laboratories - South
545 SW 2nd St, #202, Corvallis, OR 97333
541-257-5002 / OLCC 010-10087092BDA / www.PREElab.com

Quality Control

Batch: C23L048 - LSOP #307 Pesticide Quantification by LCMS (Continued)

LCS Dup(C23L048-BSD1)			Extracted: 12/11/23 15:11			Analyzed: 12/12/23 21:00			
Analyte	% Recovery	LOQ	Recovery Limits	Notes	Analyte	% Recovery	LOQ	Recovery Limits	Notes
Imazalil	101	(ppm)	60-120		Imidacloprid	98.8	(ppm)	60-120	
Kresoxim-methyl	98.8	(ppm)	60-120		Malathion	97.8	(ppm)	60-120	
Metalaxyl	95.5	(ppm)	60-120		Methiocarb	105	(ppm)	60-120	
Methomyl	97.7	(ppm)	60-120		Methyl parathion	94.8	(ppm)	50-150	
MGK I	104	(ppm)	50-150		MGK II	103	(ppm)	50-150	
Myclobutanil	105	(ppm)	60-120		Naled	101	(ppm)	50-150	
Oxamyl	98.5	(ppm)	60-120		Paclobutrazol	108	(ppm)	60-120	
Permethrins Cis	94.4	(ppm)	50-150		Permethrins Trans	92.4	(ppm)	50-150	
Phosmet	98.0	(ppm)	50-150		Piperonyl butoxide	96.7	(ppm)	60-120	
Prallethrin	102	(ppm)	60-120		Propiconazole	102	(ppm)	60-120	
Propoxur	100	(ppm)	60-120		Pyrethrins Cinerin	112	(ppm)	60-120	
Pyrethrins Jasmolin	87.6	(ppm)	60-120		Pyrethrins Pyrethrin	100	(ppm)	60-120	
Pyridaben	103	(ppm)	50-150		Spinosyn A	100	(ppm)	50-150	
Spinosyn D	97.0	(ppm)	50-150		Spiromesifen	111	(ppm)	60-120	
Spirotetramat	107	(ppm)	60-120		Spiroxamine	101	(ppm)	60-120	
Tebuconazole	105	(ppm)	60-120		Thiacloprid	100	(ppm)	60-120	
Thiamethoxam	97.3	(ppm)	60-120		Trifloxystrobin	94.7	(ppm)	60-120	

Batch: C23L052 - LSOP #308 Mycotoxin Quantification by LCMS

Blank(C23L052-BLK1)			Extracted: 12/12/23 09:03			Analyzed: 12/13/23 12:30			
Analyte	Result	LOQ	Recovery Limits	Notes	Analyte	Result	LOQ	Recovery Limits	Notes
Ochratoxin A	< LOQ	0.0100 (ppm)	< LOQ		Aflatoxin G2	< LOQ	0.0100 (ppm)	< LOQ	
Aflatoxin G1	< LOQ	0.0100 (ppm)	< LOQ		Aflatoxin B2	< LOQ	0.0100 (ppm)	< LOQ	
Aflatoxin B1	< LOQ	0.0100 (ppm)	< LOQ		Total Aflatoxins	< LOQ	0.0100 (ppm)	< LOQ	

LCS(C23L052-BS1)			Extracted: 12/12/23 09:03			Analyzed: 12/13/23 12:30			
Analyte	% Recovery	LOQ	Recovery Limits	Notes	Analyte	% Recovery	LOQ	Recovery Limits	Notes
Ochratoxin A	326	(ppm)	60-120	HIGH BIAS	Aflatoxin G2	244	(ppm)	60-120	HIGH BIAS
Aflatoxin G1	233	(ppm)	60-120	HIGH BIAS	Aflatoxin B2	210	(ppm)	60-120	HIGH BIAS
Aflatoxin B1	236	(ppm)	60-120	HIGH BIAS					

LCS Dup(C23L052-BSD1)			Extracted: 12/12/23 09:03			Analyzed: 12/13/23 12:30			
Analyte	% Recovery	LOQ	Recovery Limits	Notes	Analyte	% Recovery	LOQ	Recovery Limits	Notes
Ochratoxin A	286	(ppm)	60-120	HIGH BIAS	Aflatoxin G2	256	(ppm)	60-120	HIGH BIAS
Aflatoxin G1	260	(ppm)	60-120	HIGH BIAS	Aflatoxin B2	224	(ppm)	60-120	HIGH BIAS
Aflatoxin B1	253	(ppm)	60-120	HIGH BIAS					

Notes and Definitions



Carson Newkirk
Laboratory Manager - 12/14/2023

PREE Laboratories - South
545 SW 2nd St, #202, Corvallis, OR 97333
541-257-5002 / OLCC 010-10087092BDA / www.PREElab.com

Item	Definition
HIGH BIAS	High analyte recovery, yet no detection of that analyte in samples.



Carson Newkirk
Laboratory Manager - 12/14/2023